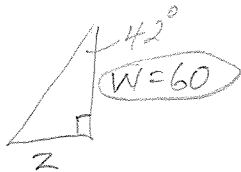


8-5, 8-6 HW

pp 308-309 pp 314-315

13



$$\tan 42 = \frac{Z}{60}$$

$$Z \approx 54$$

15



$$\sin 30 = \frac{W}{150}$$

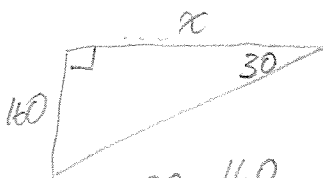
$$W = 75$$

$$\tan 40 = \frac{75}{Z}$$

$$Z \approx 89$$

17

$$W = 160$$



$$\tan 30 = \frac{160}{Z}$$

$$Z \approx 277$$

$$Z \approx 117$$

21

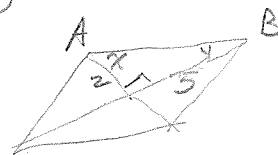


$$\tan \frac{\text{rise}}{\text{run}}$$

$$\tan 8 = .1405$$

$$\text{grade} \approx 14\%$$

22



$$\tan x = \frac{5}{2}$$

$$x \approx 68^\circ$$

$$m\angle A = 136^\circ$$

$$\tan y = \frac{2}{3}$$

$$y \approx 21.8^\circ$$

$$m\angle B = 44^\circ$$

23



$$\tan 70 = \frac{x}{61}$$

$$x$$

24

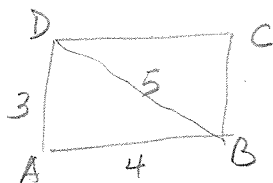


$$\tan x = \frac{1}{4}$$

$$x \approx 14^\circ$$

$$180 - 2(76) = 28^\circ$$

27


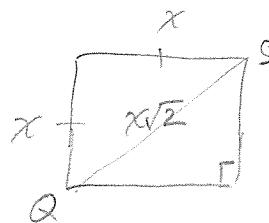


$$BD = 5$$

$$\tan x = \frac{2}{5}$$

$$x \approx 22^\circ$$

28



$$\tan Q = \frac{x}{x\sqrt{2}}$$

$$m\angle Q \approx 35^\circ$$

① $x \approx 21$
 $y \approx 28$

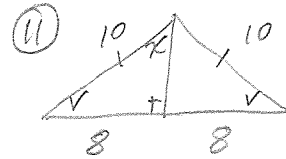
③ $x \approx 89$
 $y \approx 117$

⑤ $x \approx 28$
 $y \approx 10$

⑦ $v \approx 26^\circ$

⑨ $x \approx 9$
 $v \approx 63^\circ$

⑩ $x \approx 9$
 $v \approx 42^\circ$



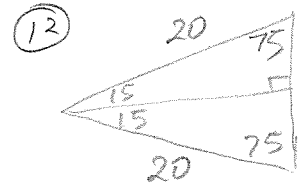
$\cos v = \frac{4}{5}$

$v \approx 37^\circ$

$\sin x = \frac{4}{5}$

$x = 53^\circ \times 2$

$x = 106^\circ$



$x = 20$

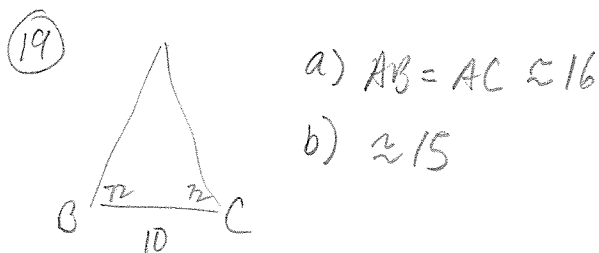
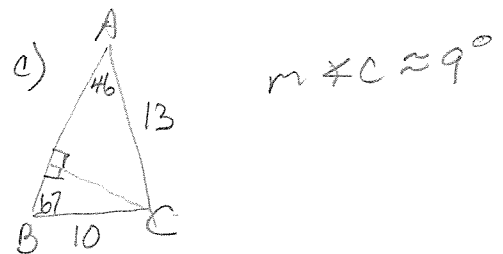
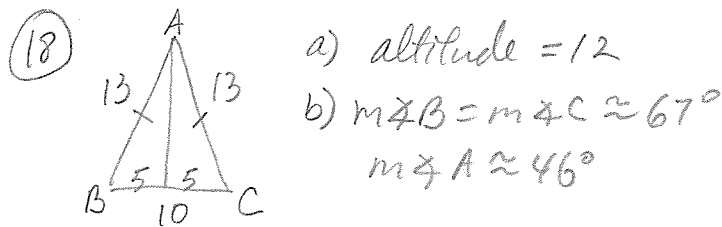
$y \approx 10$

⑬ a) $\sqrt{115}$ b) $y \approx 40, x \approx 10.7$

c) Yes, b/c $\sqrt{115} \approx 10.7$

⑭ Find its hypotenuse. $\approx 83m$.

⑮ $AB \approx 149m$



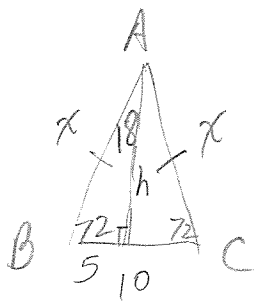
⑳ $\approx 5cm$

㉑ $L \approx 17cm$
 $W \approx 5cm$

㉒ $\approx 30cm$

㉓ $\approx 12cm$

19



a)

$$\cos 72 = \frac{5}{x}$$

$$x = 16.18$$

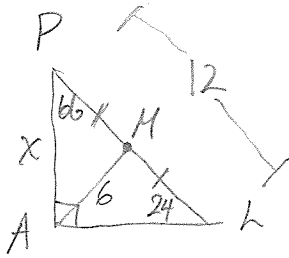
$$AB = AC \approx 16$$

b) $\tan 72 = \frac{h}{5}$

$$h \approx 15.38$$

$$\text{bisector} \approx 15$$

20

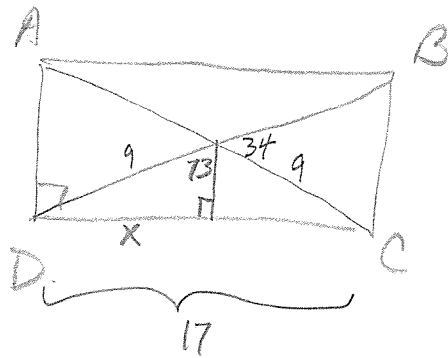


$$\sin 24 = \frac{x}{12}$$

$$x \approx 4.8808$$

$$PA \approx 5 \text{ cm}$$

21



$$\sin 73 = \frac{x}{9}$$

$$x \approx 8.6$$

$$\text{length} = 17$$

$$\text{width} = 5.9$$

$$(AD)^2 + 17^2 = 18^2$$

$$AD \approx 5.9$$